# W&B IP Newsletter

April of 2017, Special Issue on Statistics

## Contents


### Trademarks

- China's Latest Official Standard for Trademark Registration Fees
- 2016 China Trademark Application Statistics

### Copyrights

- China's Latest Official Standard for Software Copyright Registration Fees
- 2016 China Copyright Registration Statistics

### Patents

- 2016 China Patent Application Statistics
- 2016 China Statistics for Infringing and Counterfeit Patent Cases Investigated by IPR Authorities
- ZTE, Huawei Technologies and Boe Technology Group Listed Among Global Top 10 PCT Applicants
- 2016 Top 10 Chinese Universities for Valid Invention Patents


Website：www.watson-band.com.cn

Email：mailip@watson-band.com. cn | mail@watson-band.com. cn

# Trademarks

## China's Latest Official Standard for Trademark Registration Fees

On April 1st, 2017, official standard for trademark registration fees were reduced by 50% (see below for details): ( Via SAIC )

| Item | Official Fee (RMB) | Item | Official Fee (RMB) |
|---|---|---|---|
| **Application for Trademark Registration** | **300** (30 RMB additional fee for each product exceeding the basic 10 items) | Application for Re-Issuance of Registration Certificate | 500 ( including a fee for Publishing Loss Statement ) |
| Application for Registration of a Collective Mark | 1,500 | Application for Opposition | 500 |
| Application for Registration of a Certification Mark | 1,500 | Application for Cancellation | 500 |
| Application for Renewal | 1,000 | Application for Modification | 250 |
| Application for Review | 750 | Application for Recordal of License Contract | 150 |
| Application for Registration of Assignment | 500 | Certified Copy of Registration Certificate | 50 |
| Late Filing of Renewal Document | 250 | / | / |

## 2016 China Trademark Application Statistics

The SAIC Trademark Office released its 2016 trademark application and registration statistics (see below): ( Via SIPO )

| Item | Quantity | | Rate of Increase |
|---|---|---|---|
| Total Trademark Applications | 3,691,000 | | 28.4% |
| Online Application Only | 3,001,000 | | / |
| Valid Trademark Registrations | 12,376,000 | | / |
| Pledge Registrations for Trademarks | More than 1,410 | | 20% |
| Enterprise Financing | 64.99 billion RMB (aggregate financing amount ) | | 90% |
| Regions with Maximum Trademark Applications | Quantity | Regions with Maximum Valid Trademark Registrations | Quantity |
| Guangdong Province | 689,434 | Guangdong Province | 2,043,798 |
| Beijing Municipality | 372,387 | Zhejiang Province | 1,315,742 |
| Zhejiang Province | 327,572 | Beijing Municipality | 893,743 |
| Shanghai Municipality | 257,616 | Jiangsu Province | 743,670 |
| Jiangsu Province | 209,900 | Shanghai Municipality | 697,251 |

## Copyrights

# China's Latest Official Standard for Software Copyright Registration Fees

The CPCC (Copyright Protection Center of China) announced the suspension of registration fees for software copyrights on April 1, 2017. The list below shows CPCC's official standard fees: ( Via CPCC )

| Item | Official Fees (RMB) | Series Registration fee for second and further registrations (RMB) | Item | | Official Fees (RMB) | Series Registration for second and further registrations (RMB) |
|---|---|---|---|---|---|---|
| Dramatic Works | 300 | 100 | Model Works | | 500 | 100 |
| Folk Art | 300 | 100 | Works of Architecture | | 1,500 | 100 |
| Dance Performances | 300 | 100 | **Registration of Software Copyright** | | **0** | / |
| Musical Performances | With lyrics 300<br>Instrumental 200 | 100 | Registration of Modification | | In accordance with 50% of the charging standard for application registration | / |
| Acrobatic Performances | 300 | 100 | Registration of Cancellation | | 80 | / |
| Works of Fine Art | 300 | 100 | Re-Issuance of Certificate | | Production Fee 50 | / |
| Photography | 300 | 100 | Other Types of Registration | Film Work | 2,000 | 100 |
| Written Works, Oral Works | Charging by the words 100~300 | 100 | | Finished works created in a manner similar to filming | Charging by the time<br>200~2,000<br>TV series 100/episode | / |
| Engineering Drawings | 500 | 100 | | Collective Works | 2,000 | 100 |
| Design Drawings | 500 | 100 | | Multimedia Collective Work | 2,000 | 100 |
| Maps | 500 | 100 | | Other Works | 2,000 | 100 |
| Sketch Maps | 500 | 100 | | Query Registration | 200 | / |

# 2016 China Copyright Registration Statistics

| Item | Quantity | Rate of Increase | Regions and Institutes with Greatest Number of Works Registered | Quantity. | Regions with Maximum Software Copyright Registration (In Descending Order) |
|---|---|---|---|---|---|
| Total Copyright Registrations | 2,007,700 | 22.33% | Beijing Municipality | 693,421 | Guangdong Province |
| Mere Copyright Registration | Nearly 1,600,000 | 18.63% | Shanghai Municipality | 217,249 | Beijing Municipality |
| Mere Copyright Registration of Software Programs | Beyond 400,000 | 39.48% | Jiangsu Province | 181,309 | Shanghai Municipality |
| Total Copyright Pledge Right Registrations | 327 | -46% | Copyright Protection Center of China | 139,928 | Jiangsu Province |
| Mere Copyright Pledge Rights Registration | 64 | -84.4% | Sichuan Province | 75,378 | Zhejiang Province |
| Mere Copyright Pledge Rights Registrations of Software Programs | 263 | 33.5% | …… | …… | …… |

( Via SIPO )

## Patents

### 2016 China Patent Application Statistics

China broke through the million-patent barrier by registering a total of 1.103 million domestic invention patents, making it the third country to exceed a million invention patents, behind the United States and Japan.

| Item | Quantity | Rate of Increase |
|---|---|---|
| Domestic Invention Patents | 1,103,000 (excluding HK, Macao and Taiwan) | / |
| Domestic Invention Patent Applications Accepted | 1,339,000 | 21.5% |
| Domestic Invention Patents Granted | 404,000 | 14.5% |
| Domestic PCT International Applications | 42,200 | 48.5% |
| PCT International Applications from abroad | 2,800 | 31.2% |
| Chinese Patent Applications filed in “One Belt and One Road” nations (not including China) | 4,834 | 47.1% |
| Patent Applications from “One Belt and One Road” nations filed in China | 3,697 | 18.2% |

The proportion of domestic invention patent applications accounted for approximately 40% of all 2016 patent applications. Gaps still exist in six fields including optics, engines, etc.

( Via SIPO )

### 2016 China Statistics for Infringing and Counterfeit Patent Cases Investigated by IPR Authorities

| Item | Quantity | Rate of Increase |
|---|---|---|
| Patent administrative enforcement cases | 48,916 | 36.5% |
| Mere patent disputes | 20,859 | 42.8% |
| Mere patent counterfeiting disputes | 28,057 | 32.1% |
| Patent disputes involving e-commerce | 13,123 | 71.4% |
| Patent disputes involving exhibitions | 2,860 | 2.4% |

The resolution rate for patent disputes of all kinds reached 97.5% (cases accepted and closed in the year of 2016 / cases accepted in 2016 ), up 4.3 %. Among these, the resolution rate for patent infringement disputes was 94.4%, representing an annual increase of 0.8%. These statistics demonstrate that law enforcement and case turnover are experiencing further improvement.

( Via SIPO )

# ZTE, Huawei Technologies and Boe Technology Group Listed Among Global Top 10 PCT Applicants

Statistics issued by WIPO (the World Intellectual Property Organization) showed that China's PCT applications totaled 43,168, up 44.7% from the year before and constituting 18.5% of the world total.

ZTE (CN) leads the world in applications with an increase of 91.3%; Huawei Technologies (CN) is second only to ZTE, even though applications decreased by 5.3%; and Boe Technology Group (CN) is ranked third domestically behind ZTE and Huawei Technology Group in PCT applications, with an increase of 36.3%.

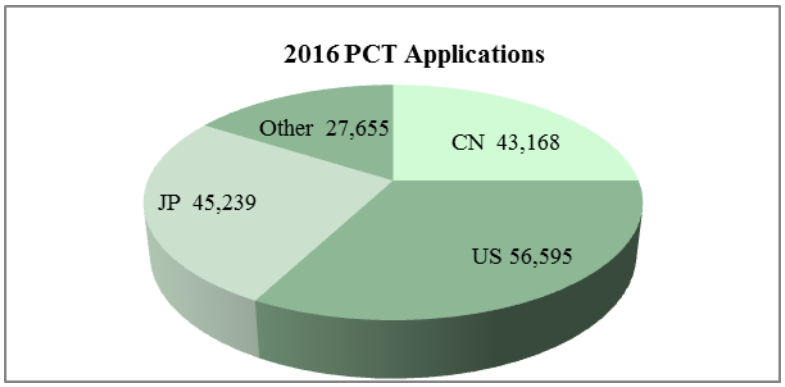


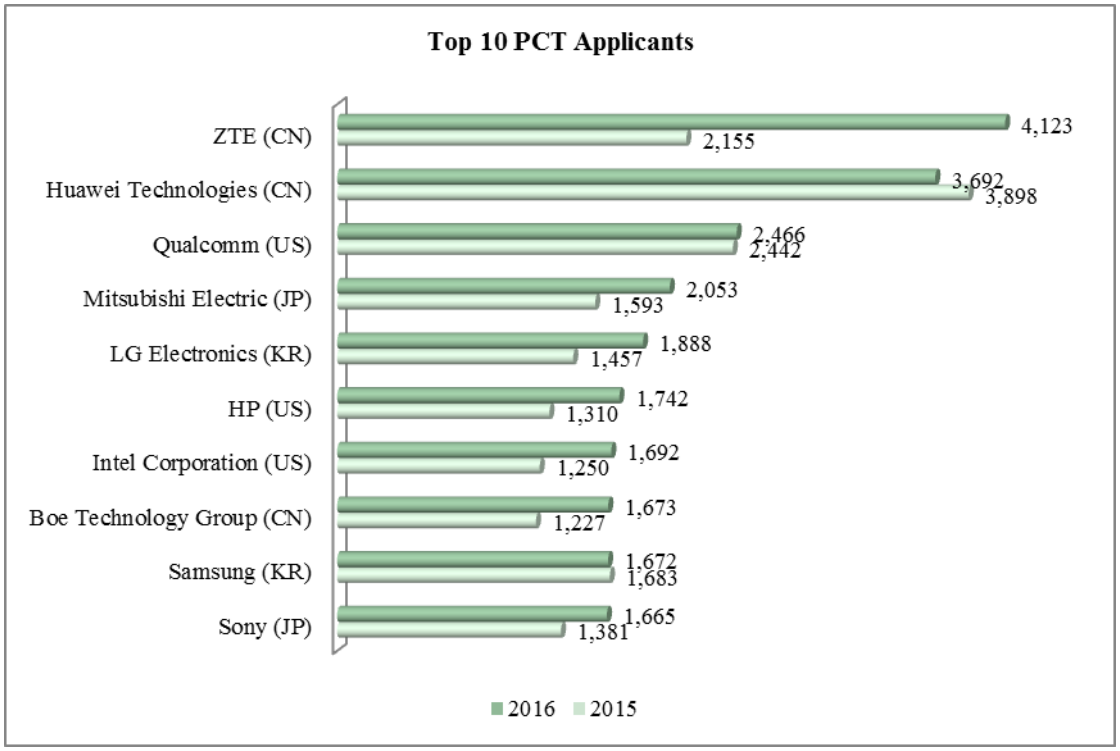


( Via SIPO )

# 2016 Top 10 Chinese Universities for Valid Invention Patents

The Development Center of the Chinese Ministry of Education, Science and Technology recorded a total of 116,156 valid invention patents as of the end of 2016. The top 10 Chinese universities holding valid invention patents are listed below:

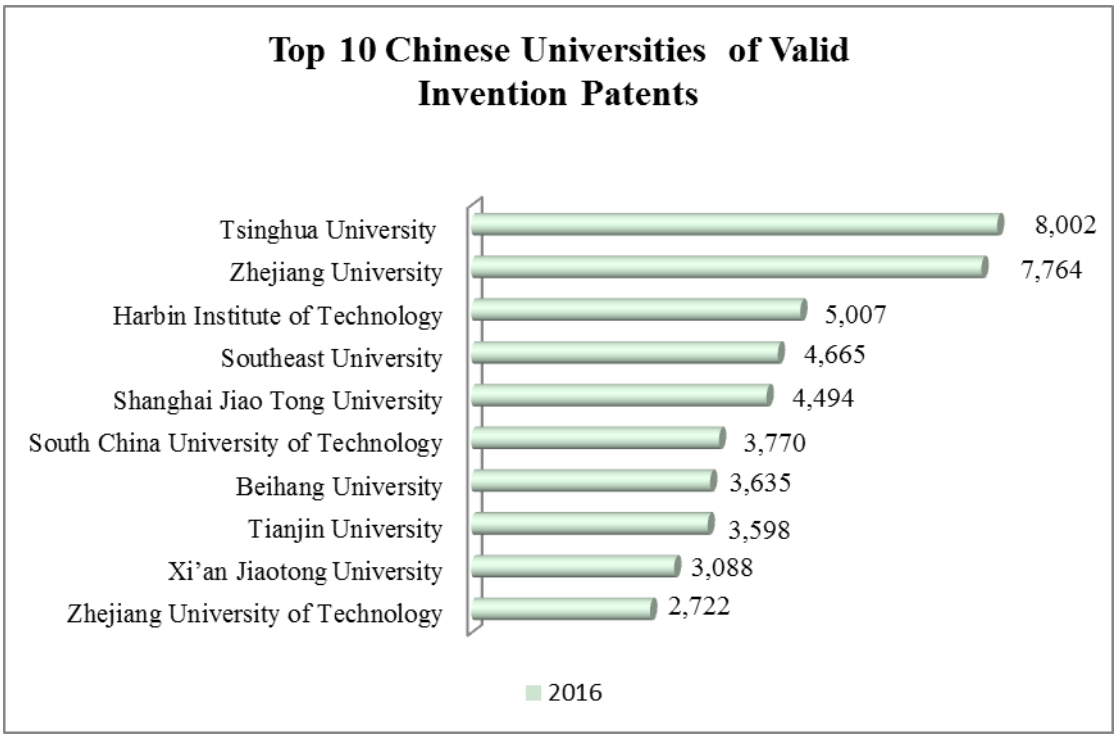


( Via Ministry of Education, Science and Technology Development Center )

## Introduction

Watson & Band has flourished into a full-service law firm with more than 250 professionals around China. We provide the highest quality services for our clients and enjoy a nationwide reputation as one of the most prominent law firms in China. This excellence and breadth has made us the firm of choice for many of the world's leading companies and financial institutions as they seek sophisticated legal service. Based on its commitment to providing quality services, Watson & Band has retained a team of professionals. Its diverse provision of legal services has won it the honor of be named one of China's Best Law Firms.

## Watson & Band Intellectual Property Agent Ltd.

Headquartered in Shanghai, W&B Agent Ltd. Operates a branch office in Beijing. Our patent agency services over various technical fields such as chemistry, biology, medicine, mechanics, electronics, communication, optics and physics, as well as designs patents, searches, patent validity analysis, infringement analysis, requests for invalidity declaration, litigation and patent consultation, etc. We have established a patent agency service department responsible for special clients. Agents from various technical divisions all have rich experience and are able to work with several languages.

## Watson & Band Law Offices

Established in 1995, Watson & Band Law Offices is one of the oldest partnership law offices in China. Headquartered in Shanghai, our firm maintains multiple branch offices in Beijing, Harbin, Wuxi and Hong Kong. Our cooperative firms spread over all major cities in China and abroad.

For over decades our team members have collaborated to stay on top of IP and corporate issues, helping clients improve operations, reduce costs, limit risks, enforce rights and achieve common business goals. For these reasons, the firm and its professionals are consistently recognized in client and peer-reviewed industry awards and rankings as being among the best.

These superb services derive from a spirit of dedication that has brought Watson & Band the honor of being listed among "China's Best Law Firms". In past years our firm has received numerous awards from third-party ranking agencies such as "Top 10 IP Law Firm", "Recommended Law Firm". "China's Most Dynamic Law Firm" and "Premier IP Law Firm". Watson & Band Law Offices has also been named a "Key Shanghai Enterprise in Special Services Trades (Legal Services)" by the Shanghai Municipal Commission of Commerce and the Shanghai Judicial Bureau.


### Contact Us

**Shanghai**

Address: 26th Floor, The Center, No.989 Changle Road, Shanghai 200031 P.R.C.

Tele: (86-21) 6350-0777
(86-21) 5292-1111

**Beijing**

Address: 5C, D Block, Fuhua Mansion, No. 8 North Chaoyangmen Street, Dongcheng District, Beijing 100027 P.R.C.

**Hong Kong**

Address: Room 2004, Kinwick Center, 32 Hollywood Road, Central District, Hong Kong

**Harbin**

Address: Room A2, Madieer Shopping Center No.37 West Badao Street, Daoli District, Harbin 150010 P.R.C.